

PRODUCT MONOGRAPH
INCLUDING PATIENT MEDICATION INFORMATION

Pr **ATECTURA® BREEZHALER®**

Indacaterol (as acetate)/mometasone furoate inhalation powder hard capsules

150 mcg/80 mcg

150 mcg/160 mcg

150 mcg/320 mcg

ATECTURA BREEZHALER capsules to be used only with the supplied ATECTURA BREEZHALER inhalation device

Bronchodilator (Long-Acting Beta₂-Adrenergic Agonist (LABA)) and Inhaled Corticosteroid (ICS)
Combination for Oral Inhalation

Novartis Pharmaceuticals Canada Inc.

700 Saint-Hubert St., Suite 100

Montreal, Quebec

H2Y 0C1

Date of Initial Authorization:
May 5, 2020

Date of Revision:
Nov 12, 2021

Novartis Version:
April 21, 2023

Submission Control Number: 246914

ATECTURA and BREEZHALER are registered trademarks.

RECENT MAJOR LABEL CHANGES

| | |
|--|---------|
| 7 Warnings and Precautions, Endocrine and Metabolism | 11/2021 |
|--|---------|

TABLE OF CONTENTS

Sections or subsections that are not applicable at the time of authorization are not listed.

RECENT MAJOR LABEL CHANGES.....2

TABLE OF CONTENTS2

PART I: HEALTH PROFESSIONAL INFORMATION4

1 INDICATIONS.....4

 1.1 Pediatrics4

 1.2 Geriatrics4

2 CONTRAINDICATIONS4

4 DOSAGE AND ADMINISTRATION4

 4.1 Dosing Considerations.....4

 4.2 Recommended Dose and Dosage Adjustment.....5

 4.4 Administration6

 4.5 Missed Dose.....6

5 OVERDOSAGE.....6

6 DOSAGE FORMS, STRENGTHS, COMPOSITION AND PACKAGING6

7 WARNINGS AND PRECAUTIONS.....7

 7.1 Special Populations13

 7.1.1 Pregnant Women13

 7.1.2 Breast-feeding.....14

 7.1.3 Pediatrics14

 7.1.4 Geriatrics14

8 ADVERSE REACTIONS14

 8.1 Adverse Reaction Overview14

 8.2 Clinical Trial Adverse Reactions14

 8.3 Less Common Clinical Trial Adverse Reactions15

 8.5 Post-Market Adverse Reactions15

| | | |
|--|--|-----------|
| 9 | DRUG INTERACTIONS | 16 |
| 9.2 | Drug Interactions Overview | 16 |
| 9.4 | Drug-Drug Interactions | 17 |
| 9.5 | Drug-Food Interactions | 18 |
| 9.6 | Drug-Herb Interactions | 18 |
| 9.7 | Drug-Laboratory Test Interactions | 18 |
| 10 | CLINICAL PHARMACOLOGY | 18 |
| 10.1 | Mechanism of Action | 18 |
| 10.2 | Pharmacodynamics | 19 |
| 10.3 | Pharmacokinetics | 19 |
| 11 | STORAGE, STABILITY AND DISPOSAL | 22 |
| 12 | SPECIAL HANDLING INSTRUCTIONS | 22 |
| PART II: SCIENTIFIC INFORMATION | | 23 |
| 13 | PHARMACEUTICAL INFORMATION | 23 |
| 14 | CLINICAL TRIALS | 24 |
| 14.1 | Clinical Trials by Indication | 24 |
| 15 | MICROBIOLOGY | 27 |
| 16 | NON-CLINICAL TOXICOLOGY | 27 |
| 17 | SUPPORTING PRODUCT MONOGRAPHS | 28 |
| PATIENT MEDICATION INFORMATION | | 29 |

PART I: HEALTH PROFESSIONAL INFORMATION

1 INDICATIONS

ATECTURA BREEZHALER (indacaterol/mometasone furoate) is a combination of a long-acting beta₂-adrenergic agonist (LABA) and an inhaled corticosteroid (ICS) indicated as a once-daily maintenance treatment of asthma in adults and adolescents 12 years of age and older with reversible obstructive airways disease.

ATECTURA BREEZHALER should be prescribed for patients not adequately controlled on a long-term asthma control medication, such as ICS or whose disease severity clearly warrants treatment with both a LABA and an ICS.

ATECTURA BREEZHALER is **not** indicated for patients whose asthma can be managed by occasional use of a rapid onset, short duration, inhaled beta₂-agonist or for patients whose asthma can be successfully managed by ICS along with occasional use of a rapid onset, short duration, inhaled beta₂-agonist.

ATECTURA BREEZHALER is **not** indicated for the relief of acute bronchospasm (see General).

1.1 Pediatrics

Pediatrics (under 12 years of age): The safety and efficacy of ATECTURA BREEZHALER in pediatric patients less than 12 years of age has not been established, therefore, Health Canada has not authorized an indication for this age group.

1.2 Geriatrics

Geriatrics (> 65 years of age): No dose adjustment is required in elderly patients 65 years of age or older (see 10 CLINICAL PHARMACOLOGY).

2 CONTRAINDICATIONS

- ATECTURA BREEZHALER is contraindicated in patients who are hypersensitive to this drug or to any ingredient in the formulation, including any non-medicinal ingredient, or component of the container. For a complete listing, see 6 Dosage Forms, Strengths, Composition and Packaging.

4 DOSAGE AND ADMINISTRATION

4.1 Dosing Considerations

Patients should be made aware that ATECTURA BREEZHALER should be used regularly, even when asymptomatic.

When treating patients with asthma, physicians should only prescribe ATECTURA BREEZHALER for patients not adequately controlled on a long-term asthma control medication, such as an inhaled corticosteroid or whose disease severity clearly warrants treatment with both a LABA and an inhaled corticosteroid.

Patients should be given the strength of ATECTURA BREEZHALER containing the appropriate mometasone furoate dosage for the severity of their disease and should be regularly reassessed by a healthcare professional. If a previously effective dose of ATECTURA BREEZHALER fails to provide

adequate control of asthma symptoms, patients should seek medical advice as this indicates worsening of their underlying condition.

As with other inhaled drugs containing beta₂-adrenergic agents, ATECTURA BREEZHALER should not be used more often than recommended, at higher doses than recommended, or in conjunction with other medicines containing LABA, as an overdose may result. When beginning treatment with ATECTURA BREEZHALER patients who have been taking rapid onset, short duration, inhaled beta₂-agonists on a regular basis (e.g., q.i.d) should be instructed to discontinue the regular use of these drugs and use them only for symptomatic relief if they develop acute respiratory symptoms while taking ATECTURA BREEZHALER.

It is crucial to inform patients that ATECTURA BREEZHALER should not be used to treat acute symptoms of asthma. Patients should be prescribed a rapid onset, short duration inhaled bronchodilator (e.g., salbutamol) to relieve the acute symptoms such as shortness of breath and advised to have this available for use at all times.

4.2 Recommended Dose and Dosage Adjustment

The recommended dose of ATECTURA BREEZHALER for patients 12 years of age and older is:

- Inhalation of the content of one capsule of ATECTURA BREEZHALER 150/80 micrograms once-daily is recommended in patients who require a combination of a long-acting beta₂-agonist and a low dose of inhaled corticosteroid.
- Inhalation of the content of one capsule of ATECTURA BREEZHALER 150/160 micrograms or 150/320 micrograms once-daily is recommended in patients who require a combination of a long-acting beta₂-agonist and a medium or high dose of inhaled corticosteroid.

The maximum recommended dose is ATECTURA BREEZHALER 150/320 micrograms once-daily.

Dosing in special populations

Renal impairment

No dose adjustment is required in patients with renal impairment (see Special Populations and Conditions, Renal Insufficiency).

Hepatic impairment

No data are available for ATECTURA BREEZHALER in subjects with hepatic impairment. Based on PK data available for mono components (i.e. indacaterol and mometasone furoate), no dose adjustment is required in patients with mild or moderate hepatic impairment; however, ATECTURA BREEZHALER may be used in patients with severe hepatic impairment only if the expected benefit outweighs the potential risk (see Special Populations and Conditions, Hepatic Insufficiency).

Elderly patients (65 years or above)

No dose adjustment is required in elderly patients 65 years of age or older (see 10 CLINICAL PHARMACOLOGY).

Pediatrics (below 12 years)

The safety and efficacy of ATECTURA BREEZHALER in pediatric patients below 12 years of age have not been established (see Special Populations and Conditions, Pediatrics).

4.4 Administration

For inhalation use only. ATECTURA BREEZHALER capsules must not be swallowed.

Patients should be instructed on how to administer the medicinal product correctly. Patients who do not experience improvement in breathing should be asked if they are swallowing the capsule rather than inhaling it.

The capsules must be administered only using the ATECTURA BREEZHALER inhaler. The inhaler provided with each new prescription should be used.

ATECTURA BREEZHALER should be administered at the same time of the day each day. It can be administered irrespective of the time of the day.

The capsules must always be stored in the blister to protect from moisture and light, and only removed immediately before use (see 12 SPECIAL HANDLING INSTRUCTIONS).

After inhalation, patients should rinse their mouth with water without swallowing.

4.5 Missed Dose

If a dose is missed, it should be taken as soon as possible. Patients should be instructed not to take more than one dose in a day.

5 OVERDOSAGE

There is limited experience with overdose in clinical studies with ATECTURA BREEZHALER. General supportive measures and symptomatic treatment should be initiated in cases of suspected overdose.

An overdose will likely produce signs, symptoms or adverse effects associated with the pharmacological actions of the individual components (e.g. tachycardia, tremor, palpitations, headache, nausea, vomiting, drowsiness, ventricular arrhythmias, metabolic acidosis, hypokalemia, hyperglycemia, suppression of hypothalamic pituitary adrenal axis function). Use of cardioselective beta blockers may be considered for treating beta₂-adrenergic effects, but only under the supervision of a physician and with extreme caution since the use of beta-adrenergic blockers may provoke bronchospasm. In serious cases, patients should be hospitalized.

For management of a suspected drug overdose, contact your regional poison control centre.

6 DOSAGE FORMS, STRENGTHS, COMPOSITION AND PACKAGING

Table 1 – Dosage Forms, Strengths, Composition and Packaging

| Route of Administration | Dosage Form / Strength/Composition | Non-medicinal Ingredients |
|-------------------------|--|--------------------------------------|
| Oral inhalation | Inhalation powder hard capsules, 150 mcg indacaterol as acetate and 80, 160 and 320 mcg mometasone furoate | Gelatin and lactose (as monohydrate) |

Atectura Breezhaler 150/80 micrograms: Each capsule of Atectura Breezhaler 150/80 micrograms, contains 173 micrograms of indacaterol acetate equivalent to 150 micrograms of indacaterol and 80 micrograms of mometasone furoate. The delivered dose of Atectura Breezhaler 150/80 micrograms (the dose that leaves the mouthpiece of the inhaler) is equivalent to 125 micrograms indacaterol, and 62.5 micrograms mometasone furoate.

Atectura Breezhaler 150/160 micrograms: Each capsule of Atectura Breezhaler 150/160 micrograms, contains 173 micrograms of indacaterol acetate equivalent to 150 micrograms of indacaterol and 160 micrograms of mometasone furoate. The delivered dose of Atectura Breezhaler 150/160 micrograms (the dose that leaves the mouthpiece of the inhaler) is equivalent to 125 micrograms indacaterol, and 127.5 micrograms mometasone furoate.

Atectura Breezhaler 150/320 micrograms: Each capsule of Atectura Breezhaler 150/320 micrograms, contains 173 micrograms of indacaterol acetate equivalent to 150 micrograms of indacaterol and 320 micrograms of mometasone furoate. The delivered dose of Atectura Breezhaler 150/320 micrograms (the dose that leaves the mouthpiece of the inhaler) is equivalent to 125 micrograms indacaterol, and 260 micrograms mometasone furoate.

The following pack types are available:

- Carton of 30 ATECTURA BREEZHALER capsules (3 blister cards of 10 capsules) and one ATECTURA BREEZHALER device.

7 WARNINGS AND PRECAUTIONS

General

Serious Asthma-Related Events – Hospitalizations, Intubations, Death

Use of LABA as monotherapy (without ICS) for asthma is associated with an increased risk of asthma-related death (see Salmeterol Multicenter Asthma Research Trial (SMART)). Available data from controlled clinical trials also suggest that use of LABA as monotherapy increases the risk of asthma-related hospitalization in pediatric and adolescent patients. These findings are considered a class effect of LABA monotherapy.

When LABA are used in fixed-dose combination with ICS, data from large clinical trials do not show a significant increase in the risk of serious asthma-related events (hospitalizations, intubations, death) compared with ICS alone (see Serious Asthma-Related Events with Inhaled Corticosteroid/Long-acting Beta₂-adrenergic Agonist Combination Products).

Serious Asthma-Related Events with Inhaled Corticosteroid/Long-acting Beta₂-adrenergic Agonist Combination Products

Four (4) large, 26-week, randomized, double-blind, active-controlled clinical safety trials were conducted to evaluate the risk of serious asthma-related events when LABA were used in fixed-dose combination with ICS compared with ICS alone in subjects with asthma. Three (3) trials included adult and adolescent subjects aged 12 years and older: 1 trial compared budesonide/formoterol with budesonide, 1 trial compared fluticasone propionate/salmeterol with fluticasone propionate, and 1 trial compared mometasone furoate/formoterol with mometasone furoate. The fourth trial included pediatric subjects aged 4 to 11 years and compared fluticasone propionate/salmeterol with fluticasone propionate. No safety study was conducted with ATECTURA BREEZHALER. The primary safety endpoint for all 4 trials was serious asthma-related events (hospitalizations, intubations, death). A single, blinded, independent, joint adjudication committee determined whether events were asthma related.

The 3 adult and adolescent trials were designed to rule out a 2.0-fold increase in relative risk for ICS/LABA compared with ICS, and the pediatric trial was designed to rule out a 2.7-fold increase in this relative risk. Each individual trial met its pre-specified objective and demonstrated non-inferiority of ICS/LABA to ICS alone. A meta-analysis of the 3 adult and adolescent trials did not show a significant increase in risk of a serious asthma-related event with ICS/LABA fixed-dose combination compared with ICS alone (Table 2). These trials were not designed to rule out all risk for serious asthma-related events with ICS/LABA compared with ICS.

Table 2 Meta-analysis of Serious Asthma-Related Events in Subjects with Asthma Aged 12 Years and Older

| | ICS/LABA (n=17,537) ^a | ICS (n=17,552) ^a | ICS/LABA vs. ICS Hazard Ratio (95% CI) ^b |
|---|-------------------------------------|--------------------------------|---|
| Serious asthma-related event ^c | 116 | 105 | 1.10 (0.85, 1.44) |
| Asthma-related death | 2 | 0 | |
| Asthma-related intubation (endotracheal) | 1 | 2 | |
| Asthma-related hospitalization (≥24-hour stay) | 115 | 105 | |

ICS = Inhaled Corticosteroid; LABA = Long-acting Beta₂-adrenergic Agonist.

^a Randomized subjects who had taken at least 1 dose of study drug. Planned treatment used for analysis.

^b Estimated using a Cox proportional hazards model for time to first event with baseline hazards stratified by each of the 3 trials.

^c Number of subjects with an event that occurred within 6 months after the first use of study drug or 7 days after the last date of study drug, whichever date was later. Subjects may have had one or more events, but only the first event was counted for analysis. A single, blinded, independent, joint adjudication committee determined whether events were asthma related.

The pediatric safety trial included 6,208 pediatric subjects aged 4 to 11 years who received ICS/LABA (fluticasone propionate/salmeterol inhalation powder) or ICS (fluticasone propionate inhalation powder). In this trial, 27/3,107 (0.9%) subjects randomized to ICS/LABA and 21/3,101 (0.7%) subjects randomized to ICS experienced a serious asthma-related event. There were no asthma-related deaths or intubations. ICS/LABA did not show a significant increase in risk of serious asthma-related events compared with ICS based on the pre-specified risk margin (2.7), with an estimated hazard ratio of time to first event of 1.29 (95% CI: 0.73, 2.27). ATECTURA BREEZHALER is not indicated in children younger than 12 years of age.

Salmeterol Multicenter Asthma Research Trial (SMART)

A 28-week, placebo-controlled, U.S. trial that compared the safety of salmeterol with placebo, each added to usual asthma therapy, showed an increase in asthma-related deaths in subjects receiving salmeterol (13/13,176 in subjects treated with salmeterol versus 3/13,179 in subjects treated with placebo; relative risk: 4.37 [95% CI: 1.25, 15.34]). Use of background ICS was not required in SMART. The increased risk of asthma-related death is considered a class effect of LABA monotherapy.

Not for Acute Use

It is crucial to inform patients that ATECTURA BREEZHALER should not be used for the relief of acute symptoms of asthma (i.e., as rescue therapy for the treatment of acute episodes of bronchospasm). Patients should be prescribed a rapid onset, short duration inhaled bronchodilator (e.g., salbutamol) to relieve acute symptoms such as shortness of breath, and advised to have this available for use at all times.

When beginning treatment with ATECTURA BREEZHALER, patients who have been taking a rapid onset, short duration, inhaled bronchodilator on a regular basis (e.g., q.i.d.) should be instructed to discontinue the regular use of these drugs and use them only for symptomatic relief if they develop acute symptoms while taking ATECTURA BREEZHALER.

Deterioration of Disease

ATECTURA BREEZHALER should not be initiated in patients with acutely deteriorating asthma, which may be a life-threatening condition. The use of ATECTURA BREEZHALER in this setting is inappropriate.

Asthma may deteriorate acutely over a period of hours or chronically over several days or longer. If the patient's inhaled, short-acting bronchodilator becomes less effective or the patient needs more inhalation of a short-acting bronchodilator than usual, these may be markers of deterioration of disease. In this setting, a re-evaluation of the patient and the treatment regimen should be undertaken at once. Increasing the daily dosage of ATECTURA BREEZHALER beyond the recommended dose is not appropriate in this situation.

Patients should not stop ATECTURA BREEZHALER treatment without physician supervision since symptoms may recur after discontinuation.

Asthma-related adverse events and exacerbations may occur during treatment with ATECTURA BREEZHALER. Patients should be asked to continue treatment but to seek medical advice if asthma symptoms remain uncontrolled or worsen after initiation of treatment with ATECTURA BREEZHALER.

Excessive Use and Use with Other LABA Products

ATECTURA BREEZHALER should not be used more often than recommended, at higher doses than recommended, or in conjunction with other medicines containing LABA, as an overdose may result. Clinically significant cardiovascular effects and fatalities have been reported in association with excessive use of inhaled sympathomimetic drugs. Patients using ATECTURA BREEZHALER should not use another medicine containing a LABA (e.g., salmeterol, formoterol fumarate, vilanterol, olodaterol) for any reason.

Cardiovascular

Like other medicinal products containing beta₂-adrenergic agonists, ATECTURA BREEZHALER may produce a clinically significant cardiovascular effect in some patients as measured by increases in pulse rate, blood pressure, or cardiac arrhythmias such as supraventricular tachycardia and extrasystoles. If such effects occur, treatment may need to be discontinued.

Clinically significant cardiovascular effects and fatalities have been reported in association with excessive use of inhaled sympathomimetic drugs. Cardiovascular effects such as tachycardia, arrhythmia, palpitations, myocardial ischemia, angina pectoris, hypertension or hypotension have been associated with use of beta-adrenergic agonists. Like all products containing sympathomimetic agents, ATECTURA BREEZHALER should be used with caution in patients with cardiovascular disorders (coronary artery disease, acute myocardial infarction, cardiac arrhythmias, hypertension).

While beta₂-adrenergic agonists have been reported to produce electrocardiographic (ECG) changes, such as flattening of the T wave, prolongation of QT interval, and ST segment depression, the clinical significance of these findings is unknown.

Therefore, long-acting beta₂-adrenergic agonists (LABA) or LABA containing combination products should be used with caution in patients with known or suspected prolongation of the QT interval or who are treated with medicinal products affecting the QT interval (see 10 CLINICAL PHARMACOLOGY).

Ear/Nose/Throat

Localized infections of the mouth and pharynx with *Candida albicans* have been associated with the use of inhaled glucocorticosteroids. Patients should be advised to rinse their mouth with water (without swallowing) after inhalation of ATECTURA BREEZHALER to reduce the risk of oropharyngeal candidiasis.

Endocrine and Metabolism

Systemic effects may occur with inhaled corticosteroids, particularly at high doses prescribed for prolonged periods. These effects are much less likely to occur than with oral corticosteroids and may vary in individual patients and between different corticosteroid preparations. Possible systemic effects include: Cushing's syndrome, Cushingoid features, hypothalamic-pituitary-adrenal (HPA) axis suppression, growth retardation in children and adolescents, decrease in bone mineral density (BMD), cataracts, glaucoma, and central serous chorioretinopathy.

ATECTURA BREEZHALER should be administered with caution in patients with pulmonary tuberculosis or in patients with chronic or untreated infections.

Effect on Growth

Orally inhaled corticosteroids may cause a reduction in growth velocity when administered to children and adolescents (see Special Populations and Conditions, Pediatrics).

Hypercorticism and Adrenal Suppression

Inhaled mometasone furoate is absorbed into the circulation and can be systemically active (see 10.2 Pharmacodynamics). Exceeding the recommended dosage or co-administration with a strong cytochrome P450 3A4 (CYP3A4) inhibitor may result in hypothalamic-pituitary-adrenal (HPA) dysfunction (see 9.4 Drug-Drug Interactions).

It is possible that systemic corticosteroid effects such as hypercorticism and adrenal suppression (including adrenal crisis) may appear in a small number of patients who are sensitive to these effects. In light of the possibility of systemic absorption of inhaled corticosteroids, patients treated with ATECTURA BREEZHALER should be observed carefully for any evidence of systemic corticosteroid effects. Particular care should be taken in observing patients postoperatively or during periods of stress for evidence of inadequate adrenal response. If such effects occur, ATECTURA BREEZHALER should be reduced slowly, consistent with accepted procedures for reducing systemic corticosteroids, and other treatments for management of asthma symptoms should be considered.

Systemic Steroid Replacement by Inhaled Steroid

Particular care is needed for patients who have been transferred from systemically active corticosteroids to inhaled corticosteroids because deaths due to adrenal insufficiency have occurred in patients with asthma during and after transfer from systemic corticosteroids to less systemically available inhaled corticosteroids. After withdrawal from systemic corticosteroids, a number of months are required for recovery of HPA function.

Reduction in Bone Mineral Density

Decreases in bone mineral density (BMD) have been observed with long-term administration of products containing inhaled corticosteroids. Patients with major risk factors for decreased bone mineral content, such as prolonged immobilization, family history of osteoporosis, postmenopausal status, tobacco use, advanced age, poor nutrition, or chronic use of drugs that can reduce bone mass (e.g., anticonvulsants, oral corticosteroids) should be monitored and treated with established standards of care.

Hyperglycemia

Inhalation of high doses of beta₂-adrenergic agonists and corticosteroids may produce increases in plasma glucose. Upon initiation of treatment with ATECTURA BREEZHALER, plasma glucose should be monitored more closely in diabetic patients.

Hypokalemia

Beta₂-adrenergic agonists may produce significant hypokalemia in some patients, which has the potential to produce adverse cardiovascular effects. The decrease in serum potassium is usually transient, not requiring supplementation. In patients with severe condition, hypokalemia may be potentiated by hypoxia and concomitant treatment which may increase the susceptibility to cardiac arrhythmias (see 9 DRUG INTERACTIONS).

Clinically relevant hypokalemia has not been observed in clinical studies of ATECTURA BREEZHALER at the recommended therapeutic dose.

Co-existing Conditions

ATECTURA BREEZHALER, like all medications containing sympathomimetic amines, should be used with caution in patients with convulsive disorders or thyrotoxicosis and in those who are unusually responsive to sympathomimetic amines. Doses of the rapid onset, short-duration, beta₂-adrenoceptor agonist salbutamol, when administered intravenously, have been reported to aggravate pre-existing diabetes mellitus and ketoacidosis. ATECTURA BREEZHALER has not been investigated in patients with Type I diabetes mellitus or uncontrolled Type II diabetes mellitus.

Hematologic

Eosinophilic Conditions

In rare cases, patients on inhaled corticosteroids may present with systemic eosinophilic conditions, with some patients presenting with clinical features of vasculitis consistent with eosinophilic granulomatosis with polyangiitis (EGPA) (formerly Churg-Strauss syndrome), a condition that is often treated with systemic corticosteroid therapy. These events usually, but not always, have been associated with the reduction and/or withdrawal of oral corticosteroid therapy following the introduction of inhaled corticosteroids. Physicians should be alerted to eosinophilia, vasculitic rash, worsening pulmonary symptoms, cardiac complications, and/or neuropathy presenting in their patients. A causal relationship between inhaled corticosteroids and these underlying conditions has not been established.

Hepatic/Biliary/Pancreatic

No data are available for ATECTURA BREEZHALER in subjects with hepatic impairment. Based on PK data available on mono components (i.e. indacaterol and mometasone furoate), no dose adjustment is required in patients with mild or moderate hepatic impairment; however, ATECTURA BREEZHALER may

be used in patients with severe hepatic impairment only if the expected benefit outweighs the potential risk (see 10 CLINICAL PHARMACOLOGY).

Immune

Hypersensitivity

Immediate hypersensitivity reactions have been observed after administration of ATECTURA BREEZHALER. If signs suggesting allergic reactions occur, in particular angioedema (including difficulties in breathing or swallowing, swelling of the tongue, lips, and face), urticaria, or skin rash, ATECTURA BREEZHALER should be discontinued immediately and alternative therapy instituted (see 2 CONTRAINDICATIONS).

Infections

Corticosteroids may mask some signs of infection and new infections may appear. An increased susceptibility to infections has been observed during corticosteroid therapy. This may require treatment with appropriate therapy or stopping the administration of mometasone furoate until the infection is eradicated. Patients who are using drugs that suppress the immune system are more susceptible to infections than healthy individuals. Chickenpox and measles, for example, can have a more serious or even fatal course in susceptible children or adults using corticosteroids. In such patients who have not had these diseases or been properly immunized, particular care should be taken to avoid exposure. How the dose, route and duration of corticosteroid administration affect the risk of developing a disseminated infection is not known. The contribution of the underlying disease and/or prior corticosteroid treatment to the risk is also not known. If a patient is exposed to chickenpox, prophylaxis with varicella-zoster immune globulin (VZIG) may be indicated. If a patient is exposed to measles, prophylaxis with pooled intramuscular immunoglobulin (IG) may be indicated. If chickenpox develops, treatment with antiviral agents may be considered.

Inhaled corticosteroids should be used with caution, if at all, in patients with active or quiescent tuberculosis infections of the respiratory tract; systemic fungal, bacterial, viral or parasitic infections; or ocular herpes simplex.

Monitoring and Laboratory Tests

Potentially serious hypokalemia has been observed with other beta-agonist therapies, which may increase susceptibility to cardiac arrhythmias. It is therefore, recommended that serum potassium levels be monitored in patients predisposed to low levels of serum potassium.

Due to the hyperglycemic effect observed with other beta-agonists, additional blood glucose monitoring is recommended in diabetic patients.

For patients at risk, monitoring of bone and ocular effects (cataract, glaucoma, and central serous chorioretinopathy) should also be considered in patients receiving maintenance therapy with ATECTURA BREEZHALER.

Patients with severe hepatic impairment should be monitored for corticosteroid effects due to potentially increased systemic exposure of inhaled mometasone furoate.

Ophthalmologic

Glaucoma may be exacerbated by inhaled corticosteroid treatment for asthma. In patients with established glaucoma who require long-term inhaled corticosteroid treatment, it is prudent to measure intraocular pressure before commencing the inhaled corticosteroid and to monitor it subsequently. In

patients without established glaucoma, but with a potential for developing intraocular hypertension (e.g. the elderly), intraocular pressure should be monitored at appropriate intervals.

In elderly patients treated with inhaled corticosteroids, the prevalence of posterior subcapsular and nuclear cataracts is probably low but increases in relation to the daily and cumulative lifetime dose. Cofactors such as smoking, ultraviolet B exposure, or diabetes may increase the risk. Children may be less susceptible.

Visual disturbance may be reported with systemic and topical (including, intranasal, inhaled and intraocular) corticosteroid use. If a patient presents with symptoms such as blurred vision or other visual disturbances, the patient should be considered for referral to an ophthalmologist for evaluation of possible causes of visual disturbances; this may include cataract, glaucoma or rare diseases such as central serous chorioretinopathy (CSCR) which have been reported after use of systemic and topical corticosteroids.

Renal

No dose adjustment is required in patients with renal impairment.

Respiratory

Paradoxical Bronchospasm

As with other inhalation therapy, administration of ATECTURA BREEZHALER may result in paradoxical bronchospasm which can be life-threatening. If paradoxical bronchospasm occurs, ATECTURA BREEZHALER should be discontinued immediately and alternative therapy instituted.

7.1 Special Populations

7.1.1 Pregnant Women

Pregnant Women: There are insufficient data on the use of ATECTURA BREEZHALER or its individual components (indacaterol and mometasone furoate) in pregnant women to inform a drug-associated risk.

Indacaterol was not teratogenic in rats or rabbits following subcutaneous administration (see 16 NON-CLINICAL TOXICOLOGY). In animal reproduction studies with pregnant mice, rats and rabbits, mometasone furoate caused increased fetal malformations and decreased fetal survival and growth.

ATECTURA BREEZHALER should only be used during pregnancy if the expected benefit to the patient justifies the potential risk to the fetus.

Disease-associated maternal and/or embryo/fetal risk: In women with poorly or moderately controlled asthma, there is an increased risk of several perinatal adverse outcomes such as preeclampsia in the mother and prematurity, low birth weight, and small for gestational age in the neonate. Pregnant women with asthma should be closely monitored and medication adjusted as necessary to maintain optimal asthma control.

Labour and delivery: Like other medicinal products containing beta₂-adrenergic agonists, indacaterol may inhibit labor due to a relaxant effect on uterine smooth muscle.

There are no adequate and well-controlled human studies that have investigated the effects of ATECTURA BREEZHALER during labour and delivery. Because beta-agonists may potentially interfere with uterine contractility, ATECTURA BREEZHALER should be used during labour only if the potential benefit justifies the potential risk.

7.1.2 Breast-feeding

There is no information available on the presence of indacaterol or mometasone furoate in human milk, on the effects on a breastfed child, or on the effects on milk production. Other inhaled corticosteroids, similar to mometasone furoate, are transferred into human milk. Indacaterol (including its metabolites) and mometasone furoate have been detected in the milk of lactating rats.

The developmental and health benefits of breastfeeding should be considered along with the mother's clinical need for ATECTURA BREEZHALER and any potential adverse effects on the breast-fed child from ATECTURA BREEZHALER or from the underlying maternal condition.

7.1.3 Pediatrics

Pediatrics (under 12 years of age): The safety and efficacy of ATECTURA BREEZHALER in pediatric patients under 12 years of age has not been established.

7.1.4 Geriatrics

Based on the available data, there is no need to adjust the dose in elderly patients 65 years of age or older (see 10 CLINICAL PHARMACOLOGY), but greater sensitivity of some older individuals cannot be ruled out.

8 ADVERSE REACTIONS

8.1 Adverse Reaction Overview

Use of LABA monotherapy (without ICS treatment) increases the risk of serious asthma-related events (death, hospitalizations, and intubations) (see General).

Data from Study B2301 were used to determine the frequency of adverse reactions associated with ATECTURA BREEZHALER.

8.2 Clinical Trial Adverse Reactions

Clinical trials are conducted under very specific conditions. The adverse reaction rates observed in the clinical trials; therefore, may not reflect the rates observed in practice and should not be compared to the rates in the clinical trials of another drug. Adverse reaction information from clinical trials may be useful in identifying and approximating rates of adverse drug reactions in real-world use.

The safety of ATECTURA BREEZHALER was evaluated in phase 3 studies with a total of 2497 adult or adolescent patients with asthma treated with ATECTURA BREEZHALER 150/80, 150/160 or 150/320 micrograms once-daily for up to 52 weeks. The most common adverse drug reactions related to ATECTURA BREEZHALER were headache, musculoskeletal pain, oropharyngeal pain, dysphonia, and hypersensitivity.

Adverse drug reactions (Table 3) are listed by MedDRA system organ class. Similar adverse event profile was observed in a 12-week clinical study (B2303).

Table 3 Adverse drug reactions with \geq 1% estimated cumulative incidence (%) in study B2301 at 52 weeks

| Adverse drug reactions | ATECTURA BREEZHALER | | Mometasone furoate | |
|--|--|--|--|---|
| | 150/160 micrograms once-daily Medium dose Rate N= 437 | 150/320 micrograms once-daily High dose Rate N= 443 | 400 micrograms once-daily Medium dose Rate N= 443 | 400 micrograms twice-daily High dose Rate N= 440 |
| Infections and infestations | | | | |
| Candidiasis* ¹ | 0.48 | 0.25 | 1.25 | 0.71 |
| Immune system disorders | | | | |
| Hypersensitivity* ² | 1.20 | 1.88 | 2.26 | 0 |
| Metabolism and nutrition disorders | | | | |
| Hyperglycemia* ³ | 0.98 | 0.97 | 1.52 | 0.23 |
| Nervous system disorders | | | | |
| Headache* ⁴ | 5.29 | 6.22 | 5.84 | 5.75 |
| Respiratory, thoracic and mediastinal disorders | | | | |
| Oropharyngeal Pain* ⁵ | 1.92 | 3.11 | 2.87 | 2.41 |
| Dysphonia | 1.64 | 1.86 | 0.69 | 0.68 |
| Musculoskeletal and connective tissue disorders | | | | |
| Musculoskeletal Pain* ⁶ | 4.53 | 2.65 | 2.16 | 2.62 |

* Indicates grouping of preferred terms (PTs) observed in the three Phase 3 studies.

¹ oral candidiasis, oropharyngeal candidiasis.

² drug eruption, drug hypersensitivity, hypersensitivity, rash, rash erythematous, rash pruritic, urticaria.

³ blood glucose increased, hyperglycaemia.

⁴ headache, tension headache.

⁵ oral pain, oropharyngeal discomfort, oropharyngeal pain, throat irritation, odynophagia.

⁶ back pain, musculoskeletal pain, myalgia, neck pain, musculoskeletal chest pain.

8.3 Less Common Clinical Trial Adverse Reactions

Adverse drug reactions with <1% estimated cumulative incidence (%) in study B2301 at 52 weeks: angioedema, tachycardia, rash, pruritus, muscle spasms.

8.5 Post-Market Adverse Reactions

No post marketing Adverse Drug Reactions have been identified to date for ATECTURA BREEZHALER.

9 DRUG INTERACTIONS

9.2 Drug Interactions Overview

Interactions linked to ATECTURA BREEZHALER

A multiple dose study was conducted to assess the pharmacokinetic interaction between ATECTURA BREEZHALER (indacaterol (as acetate)/mometasone furoate inhalation powder hard capsules), 150/320 micrograms monotherapy components that are not marketed in Canada.

Following multiple dose administration (14 days) of ATECTURA BREEZHALER 150/320 micrograms, 150 micrograms indacaterol acetate capsules for inhalation administered via a BREEZHALER device, 320 micrograms mometasone furoate capsules for inhalation administered via a BREEZHALER device and concomitant administration of 150 micrograms indacaterol acetate capsules for inhalation and 320 micrograms mometasone furoate capsules for inhalation, administered via separate BREEZHALER devices, AUC_{τ} and C_{\max} for indacaterol and mometasone furoate were comparable under fasting conditions on the last day of drug administration.

No specific interaction studies were conducted with ATECTURA BREEZHALER. Information on the potential for interactions is based on the potential for each of the mono components.

Medicinal products known to prolong the QTc interval

ATECTURA BREEZHALER, like other medicinal products containing beta₂-adrenergic agonists, should be administered with caution to patients being treated with monoamine oxidase inhibitors, tricyclic antidepressants or medicinal products known to prolong the QT interval, as any effect of these on the QT interval may be potentiated. Medicinal products known to prolong the QT interval may increase the risk of ventricular arrhythmia (see 7 WARNINGS AND PRECAUTIONS).

Hypokalemic treatment

Concomitant treatment with methylxanthine derivatives, steroids or non-potassium-sparing diuretics may potentiate the possible hypokalemic effect of beta₂-adrenergic agonists (see 7 WARNINGS AND PRECAUTIONS).

Beta-adrenergic blockers

Beta-adrenergic blockers may weaken or antagonize the effect of beta₂-adrenergic agonists. Therefore, ATECTURA BREEZHALER should not be given together with beta-adrenergic blockers unless there are compelling reasons for their use. Where required, cardioselective beta-adrenergic blockers should be preferred, although they should be administered with caution.

Interaction with CYP3A4 and P-glycoprotein inhibitors

Inhibition of CYP3A4 and P-glycoprotein (P-gp) has no impact on safety of therapeutic doses of ATECTURA BREEZHALER.

Inhibition of the key contributors of indacaterol clearance (CYP3A4 and P-gp) or mometasone furoate clearance (CYP3A4) raises the systemic exposure of indacaterol or mometasone furoate up to two-fold.

The magnitude of exposure increases for indacaterol due to interactions does not raise any safety concerns given the safety experience of treatment with indacaterol in clinical studies of up to one year at doses of 600 micrograms.

Due to the very low plasma concentration achieved after inhaled dosing, clinically significant drug interactions with mometasone furoate are unlikely. However, there may be a potential for increased

systemic exposure to mometasone furoate when strong CYP3A4 inhibitors (e.g. ketoconazole, itraconazole, nelfinavir, ritonavir, cobicistat) are co-administered.

Other long acting beta₂-adrenergic agonists

The co-administration of ATECTURA BREEZHALER with other medicinal products containing long-acting beta₂-adrenergic agonists has not been studied and is not recommended as it may potentiate adverse reactions (see 8 ADVERSE DRUG REACTIONS and 5 OVERDOSAGE).

9.4 Drug-Drug Interactions

The drugs listed in this table are based on either drug interaction case reports or studies, or potential interactions due to the expected magnitude and seriousness of the interaction (i.e., those identified as contraindicated).

Table 4 Established or Potential Drug-Drug Interactions

| Drug | Source of Evidence | Effect | Clinical comment |
|---|--------------------|--|---|
| Beta-adrenergic blockers (including ophthalmic agents) | T | Potential pharmacodynamic interaction (antagonism of pulmonary effects resulting in severe bronchospasm) | If concomitant therapy is required, cardioselective beta-blockers could be considered, although they should be administered with caution. |
| Methylxanthine derivatives, Corticosteroids, Non-potassium sparing diuretics | T | Potential pharmacodynamic interaction (increased risk of hypokalemia) | Caution is recommended during concomitant use |
| Drugs that prolong the QTc interval, including Monoamine Oxidase inhibitors and Tricyclic Antidepressants | T | Potential pharmacodynamic interaction (prolongation of the QTc interval and increased risk of ventricular arrhythmias) | Caution is recommended during concomitant use |
| Other long-acting beta ₂ -adrenergic agonists | T | Potential pharmacodynamic interaction (additive pharmacologic and adverse effects) | Co-administration is not recommended |
| Inhibitors of CYP3A4 and P-gp efflux transporter | CT, T | Inhibition of the key contributors of indacaterol clearance (CYP3A4 and P-gp) or mometasone furoate clearance (CYP3A4) raises the systemic exposure of indacaterol or mometasone furoate up to two-fold. | The potential magnitude of exposure increase for indacaterol does not raise any safety concerns. Clinically significant drug interactions with inhaled mometasone furoate are unlikely. There may be a potential for increased systemic exposure to mometasone furoate when strong CYP3A4 inhibitors are co-administered. |

Legend: C = Case Study; CT = Clinical Trial; T = Theoretical

9.5 Drug-Food Interactions

Interactions with food have not been established. No clinically relevant effect of food would be expected.

9.6 Drug-Herb Interactions

Interactions with herbal products have not been established.

9.7 Drug-Laboratory Test Interactions

Interactions with laboratory tests have not been established.

10 CLINICAL PHARMACOLOGY

10.1 Mechanism of Action

ATECTURA BREEZHALER is a combination of indacaterol, a long-acting beta₂-adrenergic agonist (LABA), and mometasone furoate, an inhaled synthetic corticosteroid (ICS). Following oral inhalation, indacaterol acts locally on airways to produce bronchodilation and mometasone furoate reduces pulmonary inflammation.

Indacaterol

Indacaterol is a long-acting beta₂-adrenergic agonist for once-daily administration. The pharmacological effects of beta₂-adrenoceptor agonists, including indacaterol, are at least in part attributable to stimulation of intracellular adenylyl cyclase, the enzyme that catalyzes the conversion of adenosine triphosphate (ATP) to cyclic-3', 5'-adenosine monophosphate (cyclic AMP). Increased cyclic AMP levels cause relaxation of bronchial smooth muscle. *In vitro* studies have shown that indacaterol is a weak partial agonist at beta₁-receptors with a potency more than 24-fold greater at beta₂-receptors compared to beta₁-receptors and is a full agonist at beta₃-receptors with a potency 20-fold greater at beta₂-receptors compared to beta₃-receptors.

When inhaled, indacaterol acts locally in the lung as a bronchodilator. Indacaterol is a nearly full agonist at the human beta₂-adrenergic receptor with nanomolar potency. In isolated human bronchus, indacaterol has a rapid onset of action and a long duration of action.

Although beta₂-adrenergic receptors are the predominant adrenergic receptors in bronchial smooth muscle and beta₁-receptors are the predominant receptors in the human heart, there are also beta₂-adrenergic receptors in the human heart comprising 10% to 50% of the total adrenergic receptors. The precise function of beta₂-adrenergic receptors in the heart is not known, but their presence raises the possibility that even highly selective beta₂-adrenergic agonists may have cardiac effects.

Mometasone furoate

Mometasone furoate is a synthetic corticosteroid with high affinity for glucocorticoid receptors and local anti-inflammatory properties. Studies in asthmatic patients have demonstrated that inhaled mometasone furoate provides a favorable ratio of pulmonary to systemic activity. It is likely that much of the mechanism for the effects of mometasone furoate lies in its ability to inhibit the release of mediators of the inflammatory cascade. *In vitro*, mometasone furoate inhibits the release of leukotrienes (LT) from leukocytes of allergic patients. In cell culture, mometasone furoate demonstrated high potency in inhibition of synthesis and release of IL-1, IL-5, IL-6 and TNF-alpha. It is also a potent inhibitor of LT production and an extremely potent inhibitor of the production of the Th2 cytokines, IL-4 and IL-5, from human CD4+ T-cells.

10.2 Pharmacodynamics

The primary pharmacodynamics of ATECTURA BREEZHALER in obstructive airway disease reflects the complementary mechanisms of action of the individual components of ATECTURA BREEZHALER.

The pharmacodynamic response profile of ATECTURA BREEZHALER is characterized by rapid onset of action within 5 minutes after dosing and sustained effect over the 24 h dosing interval as evidenced by improvements in trough forced expiratory volume in the first second (FEV₁) versus comparators (mometasone furoate 400 micrograms once-daily, mometasone furoate 800 micrograms daily and salmeterol xinafoate /fluticasone propionate 50/500 milligrams twice-daily), 24 hours after dosing. On Day 1, the LS mean treatment differences in post dose FEV₁ 5 min for high and medium doses of ATECTURA BREEZHALER was 144 mL and 156 mL versus the corresponding doses of MF, respectively.

No tachyphylaxis to the lung function benefits of ATECTURA BREEZHALER were observed over time.

Effects on the QTc interval

The effect of ATECTURA BREEZHALER on the QTc interval has not been evaluated in a thorough QT (TQT) study.

For mometasone furoate, no QTc prolonging properties are known.

10.3 Pharmacokinetics

The systemic pharmacokinetics of the components of ATECTURA BREEZHALER were assessed in 59 healthy subjects following oral inhalation of ATECTURA BREEZHALER 150/320 micrograms once-daily for 14 days (see Table 5).

Table 5 Summary of steady state systemic pharmacokinetic parameters of indacaterol and mometasone furoate in healthy subjects^a

| Aectura Breezhaler 150/320 mcg | C _{max,ss} [pg/mL] | AUC _{0-24h,ss} [pg.h/mL] | T _{max,ss} (h) |
|--------------------------------|--------------------------------|--------------------------------------|-------------------------|
| Indacaterol | 374 (105) | 2180 (511) | 0.25 [0.17;0.50] |
| Mometasone furoate | 217 (45.6) | 1780 (402) | 1.00 [0.25;3.00] |

^aPharmacokinetic parameters derived using non-compartmental analysis. Data in healthy subjects (N=59) at steady state on Day 14 following once-daily inhalation of ATECTURA BREEZHALER 150/320 mcg for 14 days. Data represent arithmetic mean (SD), except for T_{max} which is presented as median (range).

Population PK analyses for ATECTURA BREEZHALER were conducted phase III studies in asthma patients. Steady state C_{max} and AUC values of indacaterol and mometasone furoate following administration of ATECTURA BREEZHALER 150/320 micrograms are presented in Table 6.

Table 6 Summary of steady state systemic pharmacokinetic parameters of indacaterol and mometasone furoate in asthma patients^a

| Aectura Breezhaler 150/320 mcg | C _{max,ss} [pg/mL] | AUC _{0-24h,ss} [pg.h/mL] |
|--------------------------------|--------------------------------|--------------------------------------|
| Indacaterol | 343 (126) | 3014 (1395) |
| Mometasone furoate | 151 (53.8) | 1590 (822) |

^aPharmacokinetic parameters derived using population pharmacokinetic analysis. Data represent arithmetic mean (SD) simulated steady state systemic exposure parameters for an individual with a body weight of 75 kg following once-daily inhalation of ATECTURA BREEZHALER 150/320 mcg.

Absorption

Following inhalation of ATECTURA BREEZHALER, the median time to reach peak plasma concentrations of indacaterol and mometasone furoate was approximately 15 minutes and 1-2 hours, respectively.

Following inhalation of ATECTURA BREEZHALER, the absolute bioavailability was estimated to be about 45% for indacaterol and less than 10% for mometasone furoate.

Indacaterol

Indacaterol concentrations increased with repeated once-daily administration. Steady state was achieved within 12 to 14 days. The mean accumulation ratio of indacaterol, i.e. AUC over the 24-hour dosing interval on Day 14 compared to Day 1, was in the range of 2.9 to 3.8 for once-daily inhaled doses between 75 and 600 micrograms. Systemic exposure results from a composite of pulmonary and gastrointestinal absorption; about 75% of systemic exposure was from pulmonary absorption and about 25% from gastrointestinal absorption.

Mometasone furoate

Mometasone furoate concentrations increased with repeated once-daily administration via the Breezhaler device. Steady state was achieved after 12 days. The mean accumulation ratio of mometasone furoate, i.e. AUC_{0-24hr} on Day 14 compared to Day 1, was in the range of 1.61 to 1.71 for once-daily inhaled doses of between 80 and 320 micrograms as part of ATECTURA BREEZHALER.

Following oral administration of mometasone furoate, the absolute oral systemic bioavailability of mometasone furoate was estimated to be very low (<2%).

Distribution:

Indacaterol

After intravenous infusion the volume of distribution (V_z) of indacaterol was 2,361 to 2,557L indicating an extensive distribution. The *in vitro* human serum and plasma protein binding were 94.1 to 95.3% and 95.1 to 96.2%, respectively.

Mometasone furoate

After intravenous bolus administration, the V_d is 332L. The *in vitro* protein binding for mometasone furoate is high, 98 % to 99 % in concentration range of 5 to 500 ng/ml.

Metabolism:

Indacaterol

After oral administration of radiolabelled indacaterol in a human ADME (absorption, distribution, metabolism, excretion) study, unchanged indacaterol was the main component in serum, accounting for about one third of total drug-related AUC over 24 hours. A hydroxylated derivative was the most prominent metabolite in serum. Phenolic O-glucuronides of indacaterol and hydroxylated indacaterol were further prominent metabolites. A diastereomer of the hydroxylated derivative, an N-glucuronide of indacaterol, and C- and N-dealkylated products were further metabolites identified.

In vitro investigations indicated that UGT1A1 was the only UGT isoform that metabolized indacaterol to the phenolic O-glucuronide. The oxidative metabolites were found in incubations with recombinant CYP1A1, CYP2D6, and CYP3A4. CYP3A4 is concluded to be the predominant isoenzyme responsible for hydroxylation of indacaterol. *In vitro* investigations further indicated that indacaterol is a low affinity substrate for the efflux pump P-gp.

In vitro the UGT1A1 isoform is a major contributor to the metabolic clearance of indacaterol. However, as shown in a clinical study in populations with different UGT1A1 genotypes, systemic exposure to indacaterol is not significantly affected by the UGT1A1-genotype.

Mometasone furoate

Studies have shown that mometasone furoate is primarily metabolized extensively in the liver of all species investigated and undergoes extensive metabolism to multiple metabolites. In human liver microsomes, mometasone furoate is metabolized by CYP3A4.

Elimination

Indacaterol

In clinical studies which included urine collection, the amount of indacaterol excreted unchanged *via* urine was generally lower than 2% of the dose. Renal clearance of indacaterol was, on average, between 0.46 and 1.20 L/h. When compared with the serum clearance of indacaterol of 18.8 to 23.3 L/h, it is evident that renal clearance plays a minor role (about 2 to 6% of systemic clearance) in the elimination of systemically available indacaterol.

In a human ADME study where indacaterol was given orally, the fecal route of excretion was dominant over the urinary route. Indacaterol was excreted into human feces primarily as unchanged parent substance (54% of the dose) and, to a lesser extent, hydroxylated indacaterol metabolites (23% of the dose). Mass balance was complete with $\geq 90\%$ of the dose recovered in the excreta.

Indacaterol serum concentrations declined in a multi-phasic manner with an average terminal half-life ranging from 45.5 to 126 hours. The effective half-life, calculated from the accumulation of indacaterol after repeated dosing, ranged from 40 to 52 hours which is consistent with the observed time to steady state of approximately 12 to 14 days.

Mometasone furoate

After intravenous bolus administration, mometasone furoate has a terminal elimination $T_{1/2}$ of approximately 4.5 hours. A radiolabelled, orally inhaled dose is excreted mainly in the feces (74%) and to a lesser extent in the urine (8%).

Linearity/non-linearity

Systemic exposure of mometasone furoate increased in a dose proportional manner following single and multiple doses of ATECTURA BREEZHALER 150/80 and 150/320 micrograms in healthy subjects. A less than proportional increase in steady state systemic exposure was noted in patients with asthma over the dose range of 150/80 to 150/320 micrograms. Dose proportionality assessments were not performed for indacaterol as only one dose was used across all dose strengths of ATECTURA BREEZHALER.

Special Populations and Conditions

A population PK analysis in patients with asthma after inhalation of ATECTURA BREEZHALER indicated no significant effect of age, gender, body weight, smoking status, baseline estimated glomerular filtration rate (eGFR) and FEV₁ at baseline on the systemic exposure to indacaterol and mometasone furoate.

- **Pediatrics (under 12 years of age):** The safety and efficacy of ATECTURA BREEZHALER in pediatric patients below 12 years of age have not been established.
- **Genetic Polymorphism:** The pharmacokinetics of indacaterol was investigated in two different UGT1A1 genotypes – the fully functional [(TA)₆, (TA)₆] genotype and the low activity [(TA)₇,

(TA)₇] genotype (Gilbert's syndrome genotype). The study demonstrated that steady-state AUC and C_{max} of indacaterol were 1.2-fold higher in the [(TA)₇, (TA)₇] genotype, indicating that systemic exposure to indacaterol is only insignificantly affected by this UGT1A1 genotypic variation.

- **Ethnic Origin:** A PK study showed that the geometric mean ratios (GMRs) (Japanese/Caucasian) of steady-state PK parameters (C_{max} and AUC_{0-24h}) for indacaterol on Day 14 were in the range of 1.19 to 1.23; and the GMRs (Japanese/Caucasian) of steady-state PK parameters (C_{max} and AUC_{0-24h}) for mometasone furoate on Day 14 were in the range of 1.17 to 1.30. This study showed that there were no major differences in total systemic exposure (AUC) for both compounds between Japanese and Caucasian subjects. Insufficient pharmacokinetic data is available for other ethnicities or races including the African-American populations.
- **Hepatic Insufficiency:** The effect of indacaterol/mometasone furoate delivered via BREEZHALER has not been evaluated in subjects with hepatic impairment. However, studies have been conducted with the mono-components.

Indacaterol: Patients with mild or moderate hepatic impairment showed no relevant changes in C_{max} or AUC of indacaterol, nor did protein binding differ between mild and moderate hepatic impaired subjects and their healthy controls. No data are available for subjects with severe hepatic impairment.

Mometasone furoate: A study evaluating the administration of a single inhaled dose of 400 micrograms mometasone furoate by dry powder inhaler to subjects with mild (n=4), moderate (n=4), and severe (n=4) hepatic impairment resulted in only 1 or 2 subjects in each group having detectable peak plasma concentrations of mometasone furoate (ranging from 50 to 105 pcg/mL). The observed peak plasma concentrations appear to increase with severity of hepatic impairment.

- **Renal Insufficiency:** The contribution of the urinary pathway to total body elimination of indacaterol and mometasone furoate is low; the effects of renal impairment of their systemic exposure have not been investigated. Similarly, systemic exposure of indacaterol/mometasone furoate delivered via BREEZHALER has not been characterized in subjects with renal impairment.

11 STORAGE, STABILITY AND DISPOSAL

Store at room temperature, 15°C to 30°C. Protect from moisture and light.

ATECTURA BREEZHALER must be kept out of the reach and sight of children.

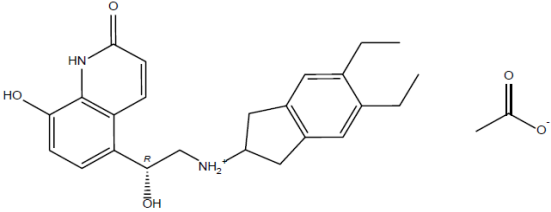
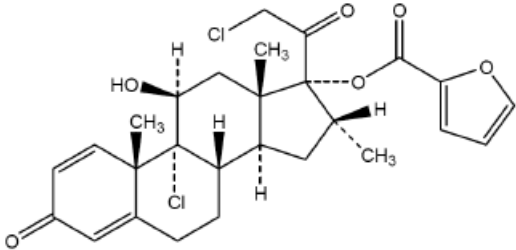
12 SPECIAL HANDLING INSTRUCTIONS

- ATECTURA BREEZHALER capsules should be used with the ATECTURA BREEZHALER inhalation device only. The ATECTURA BREEZHALER inhalation device should not be used with any other capsules.
- Capsules should always be stored in the blister and only removed from the blister immediately before use.
- Always use the new ATECTURA BREEZHALER inhalation device provided with each new prescription and discard the old device.

PART II: SCIENTIFIC INFORMATION

13 PHARMACEUTICAL INFORMATION

Drug Substance

| | |
|--|--|
| Proper name: | |
| indacaterol acetate | mometasone furoate |
| Chemical name: | |
| 5,6-Diethyl-N-[(2R)-2-hydroxy-2-(8-hydroxy-2-oxo-1,2-dihydroquinolin-5-yl)ethyl]-2,3-dihydro-1H-inden-2-aminium acetate | 9,21-Dichloro-11 β , 17-dihydroxy-16 α -methylpregna-1,4-diene-3,20-dione 17-(2-furoate) |
| Molecular formula and molecular mass | |
| (C ₂₄ H ₂₉ N ₂ O ₃)(C ₂ H ₃ O ₂) - 452.55 | C ₂₇ H ₃₀ Cl ₂ O ₆ - 521.44 |
| Structural formula: | |
|  |  |
| Physicochemical properties: | |
| <p>Indacaterol acetate is a single isomer with R-configuration.</p> <p>Indacaterol maleate consists of a single polymorphic form, form A.</p> <p>The pH of a 0.1 % (m/V) suspension of Indacaterol acetate in water at room temperature is found to be 4.8.</p> <p>The melting point of Indacaterol acetate is 160°C.</p> <p>Indacaterol acetate is a white to yellow or beige powder.</p> <p>Indacaterol acetate is practically insoluble in 0.1N Hydrochloric acid and pH 6.8 buffer</p> | <p>White powder; at 23 °C, practically insoluble in water; slightly soluble in ethyl acetate, methanol, ethanol and isopropanol; soluble in acetone.</p> |

ATECTURA BREEZHALER INHALATION DEVICE

The ATECTURA BREEZHALER is a plastic inhalation device used for inhaling the content of ATECTURA

BREEZHALER (indacaterol and mometasone furoate) capsules. The amount of drug delivered to the lung will depend on patient factors, such as inspiratory flow rate and inspiratory time.

Peak inspiratory flow rates (PIFR) achievable through the BREEZHALER inhalation device were evaluated in 26 adult patients with COPD of varying severity. Mean PIFR was 95 L/min (range 52-133 L/min) for adult patients. In 60 pediatric patients with asthma of varying severity, the mean PIFR was 113 L/min (range 78-169 L/min).

14 CLINICAL TRIALS

14.1 Clinical Trials by Indication

Asthma

The efficacy and safety of ATECTURA BREEZHALER in adults and adolescent patients (≥ 12 years of age and older) with asthma was evaluated in two phase 3 randomized, double-blind, parallel-group studies (B2301 and B2303) (Table 7).

Study B2301 was a 52-week study evaluated two doses of ATECTURA BREEZHALER 150/160 micrograms once-daily (N=439) and 150/320 micrograms once-daily (N=445) via BREEZHALER over mometasone furoate (MF) 400 micrograms (N=444) and 800 micrograms (N=442) via Twisthaler, respectively (Table 7). Mometasone furoate (MF) 160 micrograms (medium dose) and 320 micrograms (high dose) in ATECTURA BREEZHALER once-daily are comparable to MF 400 micrograms once-daily (medium dose) and 800 micrograms (given as 400 micrograms twice-daily, high dose) delivered via Twisthaler, respectively. A third active control arm included subjects treated with salmeterol xinafoate /fluticasone propionate (SAL/FP) 50/500 micrograms twice-daily (N=446). The primary purpose of the study was to demonstrate superiority of either ATECTURA BREEZHALER 150/160 micrograms once-daily to MF 400 micrograms daily or ATECTURA BREEZHALER 150/320 micrograms once-daily to MF 800 micrograms daily. The primary efficacy endpoint was trough FEV₁ at week 26, the key secondary endpoint was asthma control questionnaire (ACQ-7) after 26 weeks of treatment, and asthma exacerbation was also captured as one of many secondary efficacy endpoints. Patients 12 years of age and older with a documented diagnosis of asthma were eligible for the study. All subjects were required to be asthma symptomatic and on asthma maintenance therapy using an inhaled corticosteroid (ICS) with or without LABA for at least 3 months prior to study entry. At screening, 30% of patients had a history of exacerbation in the previous year. At study entry, the most common asthma medications reported were medium and high dose of ICS (27%) or LABA and low dose of ICS (69%).

Study B2303 was a 12-week study evaluated ATECTURA BREEZHALER 150/80 micrograms once-daily (N=398) via Breezhaler over MF 200 micrograms once-daily (N=404) via Twisthaler (Table 7). MF 80 micrograms (low dose) in ATECTURA BREEZHALER once-daily is comparable to MF 200 micrograms once-daily (low dose) delivered via Twisthaler. The primary purpose of the study was to demonstrate superiority of ATECTURA BREEZHALER 150/80 micrograms once-daily to MF 200 micrograms once-daily via Twisthaler. The primary efficacy endpoint was trough FEV₁ at week 12, the key secondary endpoint was asthma control questionnaire (ACQ-7) after 12 weeks of treatment. Patients 12 years of age and older with a documented diagnosis of asthma were eligible for the study. All subjects were required to be symptomatic and on asthma maintenance therapy using a low dose ICS (with or without LABA) for at least 1 month prior to study entry. At study entry, the most common asthma medications reported were low dose of ICS (43%) and LABA/low dose ICS (56%).

Table 7 Summary of patient demographics for clinical trials in Asthma

| Study # | Trial design | Dosage, route of administration and duration | Study subjects (n) | Mean age (Range) | Sex |
|---------|--|---|--------------------|-----------------------|------------------------------|
| B2301 | 52-week treatment, multicenter, randomized, double-blind, triple-dummy, parallel-group study in patients with asthma to evaluate efficacy and safety of ATECTURA BREEZHALER with medium and high mometasone furoate doses over two respective mometasone furoate doses | ATECTURA BREEZHALER 150/160 mcg o.d. ATECTURA BREEZHALER 150/320 mcg o.d. mometasone furoate 400 mcg o.d. via Twisthaler mometasone furoate 800 mcg (400 mcg b.i.d.) via Twisthaler salmeterol/fluticasone 50/500 mcg b.i.d. placebo | 2216 | 47.9 years (12-75) | Male: 41.7% Female: 58.3% |
| B2303 | 12-week treatment, multicenter, randomized, double-blind, double-dummy, parallel-group study in patients with asthma conducted to demonstrate the superiority of ATECTURA BREEZHALER with low mometasone furoate dose compared with mometasone furoate | ATECTURA BREEZHALER 150/80 mcg o.d. mometasone furoate 200 mcg o.d. via Twisthaler placebo | 802 | 45.6 years (12-75) | Male: 39.2% Female: 60.8% |

In Study B2301, both ATECTURA BREEZHALER 150/160 micrograms and 150/320 micrograms once-daily demonstrated statistically significant improvements in trough FEV₁ and Asthma Control Questionnaire (ACQ-7) score at week 26 compared to MF 400 micrograms daily or MF 800 micrograms daily, respectively (Table 8). After 26 weeks of treatment, the estimated treatment difference in trough FEV₁ was 132 mL (95% CI: 88 to 176 mL) for ATECTURA BREEZHALER 150/320 micrograms once-daily vs MF 800 micrograms, and 211 mL (95% CI: 167 to 255 mL) for ATECTURA BREEZHALER 150/160 micrograms once-daily vs MF 400 micrograms. At week 52, the estimated treatment difference in trough FEV₁ was 136 mL for ATECTURA BREEZHALER 150/320 micrograms once-daily vs MF 800 micrograms daily, and 209 mL for ATECTURA BREEZHALER 150/160 micrograms once-daily vs MF 400 micrograms daily. The findings at week 52 were consistent with week 26. At week 26, a greater percentage of subjects were ACQ-7 responders (defined as achieving minimal clinical important difference (MCID) from baseline with ACQ-7 \geq 0.5) for both doses of ATECTURA BREEZHALER combined (76.3%) compared to both MF 400 micrograms and 800 micrograms combined (69.7%). The findings for ACQ-7 responder rates at week 52 were consistent with week 26.

Results of other efficacy endpoints such as mean morning PEF, mean evening PEF, percentage of rescue medication free days, percentage of days with no symptoms, are generally consistent with and support of the results of the primary and key secondary endpoints. Overall, the proportion of patients with asthma exacerbation was lower in high and medium dose ATECTURA BREEZHALER treatment groups than in the corresponding MF treatment groups. ATECTURA BREEZHALER 150/160 micrograms and 150/320 micrograms once-daily demonstrated a reduction in the annual rate of moderate or severe

exacerbations, by 53% and 35% respectively, compared to MF 400 micrograms and MF 800 micrograms. ATECTURA BREEZHALER 150/320 micrograms once-daily demonstrated a similar reduction in the annual rate of moderate or severe exacerbations compared to salmeterol/fluticasone 50/500 milligrams twice-daily.

Table 8 Results of primary and key secondary endpoints at week 26 in Study B2301

| Endpoint | ATECTURA BREEZHALER vs MF ¹ | | ATECTURA BREEZHALER vs SAL/FP ¹ |
|--|--|--|---|
| | Medium dose (150/160 od) versus medium dose (400 o.d.) | High dose (150/320 od) versus high dose (400 b.i.d.) | High dose (150/320 od) versus high dose (50/500 b.i.d.) |
| Primary endpoint | | | |
| <i>Trough FEV₁</i> ² | | | |
| Treatment difference | 211 mL | 132 mL | 36 mL |
| P value | <0.001 | <0.001 | 0.101 |
| (95% CI) | (167, 255) | (88, 176) | (-7, 80) |
| Key Secondary endpoint | | | |
| <i>ACQ-7</i> | | | |
| Treatment difference | -0.248 | -0.171 | -0.054 |
| P value | <0.001 | <0.001 | 0.214 |
| (95% CI) | (-0.334, -0.162) | (-0.257, -0.086) | (-0.140, 0.031) |

¹ MF: mometasone furoate; SAL/FP: salmeterol xinafoate /fluticasone propionate;

² Trough FEV₁: the mean of the two FEV₁, values measured at 23 hour 15 min and 23 hour 45 min after the evening dose.

In study B2303, ATECTURA BREEZHALER 150/80 micrograms once-daily demonstrated a statistically significant improvement in baseline trough FEV₁ at week 12 and Asthma Control Questionnaire (ACQ-7) score compared to MF 200 micrograms once-daily (Table 9). After 12 weeks of treatment, the estimated treatment difference in trough FEV₁ was 182 mL (95% CI: 148 to 217 mL) for ATECTURA BREEZHALER 150/80 micrograms once-daily vs MF 200 micrograms. A greater percentage of subjects were ACQ responders (defined as achieving minimal clinical important difference (MCID) from baseline with ACQ ≥ 0.5) for ATECTURA BREEZHALER (74.7%) compared to MF 200 micrograms (64.9%). Results of other efficacy endpoints such as mean morning PEF, mean evening PEF, percentage of rescue medication free days, percentage of days with no symptoms, are generally consistent with and support of the results of the primary and key secondary endpoints.

Table 9 Results of primary and key secondary endpoints in study B2303 at week 12

| Endpoints | ATECTURA BREEZHALER low dose (150/80 od) vs MF* low dose (200 od) P value (95% CI) |
|---------------------------------------|--|
| Primary endpoint | |
| Trough FEV ₁ at week 12 ** | 182 mL <0.001 (148, 217) |
| Key Secondary endpoint | |
| ACQ-7 | -0.218 <0.001 (-0.293, -0.143) |

* MF: mometasone furoate.

** Trough FEV₁: the mean of the two FEV₁, values measured at 23 hour 15 min and 23 hour 45 min after the evening dose.

15 MICROBIOLOGY

No microbiological information is required for this drug product.

16 NON-CLINICAL TOXICOLOGY

General Toxicology:

Indacaterol and mometasone furoate combination

The findings during the 13-week inhalation toxicity studies in rats and dogs were predominantly attributable to the mometasone furoate and were typical pharmacological effects of glucocorticoids. Increased heart rates associated with indacaterol were apparent in dogs after administration of indacaterol/mometasone furoate or indacaterol alone.

Indacaterol

Effects on the cardiovascular system attributable to the beta₂-agonistic properties of indacaterol included tachycardia, arrhythmias and myocardial lesions in dogs. Mild irritation of the nasal cavity and larynx were seen in rodents.

Mometasone furoate

All observed effects are typical of the glucocorticoid class of compounds and are related to exaggerated pharmacologic effects of glucocorticoids. In studies with rats and dogs, effects included lymphoid depletion, adrenal atrophy, and an increase in bone adipose tissue.

Carcinogenicity:

Indacaterol

Carcinogenicity was assessed in a two-year inhalation rat study and a six-month oral-administration transgenic mouse study. Increased incidences of benign ovarian leiomyoma and focal hyperplasia of ovarian smooth muscle in rats were consistent with similar findings reported for other beta₂-adrenergic agonists. No evidence of carcinogenicity was seen in mice.

Mometasone furoate

In carcinogenicity studies in mice and rats, inhaled mometasone furoate demonstrated no statistically significant increase in the incidence of tumours that would be relevant to human therapeutic use.

Genotoxicity:

Indacaterol

Genotoxicity studies did not reveal any mutagenic or clastogenic potential.

Mometasone furoate

Mometasone furoate showed no genotoxic activity in a standard battery of *in vitro* and *in vivo* tests.

Reproductive and Developmental Toxicology:

The combination of indacaterol and mometasone furoate has not been studied in pregnant animals. The effects of each when administered alone in animal studies were as follows:

Indacaterol

Following subcutaneous administration in a rabbit study, adverse effects of indacaterol with respect to pregnancy and embryonal/fetal development could only be demonstrated at doses more than 500-fold than that achieved following the daily inhalation of 150 micrograms in humans (based on AUC_{0-24h}).

Although indacaterol did not affect general reproductive performance in a rat fertility study, F1 offspring exposed to indacaterol did show an effect on fertility in the peri- and post-natal developmental rat study. Following subcutaneous administration of 1 mg/kg/day indacaterol from post-natal day 4 to day 20, there was a decrease in the number of pregnant F1 offspring observed following mating.

Mometasone furoate

Like other glucocorticoids, mometasone furoate is a teratogen in rodents and rabbits. Effects noted with oral, topical, or subcutaneous administration were umbilical hernia in rats; cleft palate in mice; and gall bladder agenesis, umbilical hernia and flexed front paws in rabbits. There were also reductions in maternal body weight gains and effects on fetal growth (lower fetal body weight and/or delayed ossification) in rats, rabbits and mice; and reduced offspring survival in mice.

In studies of reproductive function, subcutaneous mometasone furoate at 15 micrograms/kg prolonged gestation and difficult labor occurred with a reduction in offspring survival and body weight. Reproduction studies and other data in animals did not indicate a concern regarding fertility in either males or females.

17 SUPPORTING PRODUCT MONOGRAPHS

1. ONBREZ® BREEZHALER® 75 mcg indacaterol inhalation powder hard capsules, submission control 178064, Product Monograph, Novartis Pharmaceuticals Canada Inc.. (Jan 02, 2015)
2. ASMANEX® Twisthaler® 100 mcg, 200 mcg and 400 mcg mometasone furoate /metered inhalation, submission control 210617, Product Monograph, Merck Canada Inc.. (Jan 24, 2018)

PATIENT MEDICATION INFORMATION

READ THIS FOR SAFE AND EFFECTIVE USE OF YOUR MEDICINE

PrATECTURA® BREEZHALER®

Indacaterol (as acetate)/mometasone furoate inhalation powder hard capsules

Read this carefully before you start taking **ATECTURA BREEZHALER** and each time you get a refill. This leaflet is a summary and will not tell you everything about this drug. Talk to your healthcare professional about your medical condition and treatment and ask if there is any new information about **ATECTURA BREEZHALER**.

What is ATECTURA BREEZHALER used for?

ATECTURA BREEZHALER a combination of a long-acting beta₂-adrenergic agonist (LABA) and an inhaled corticosteroid (ICS). It is used to treat asthma in adults and adolescents (12 years of age and older) with reversible obstructive airways disease.

You **should only** take this medication if your:

- asthma is not adequately controlled on a long-term asthma medication (such as a ICS) or
- disease condition requires treatment with both a LABA and ICS

You **should not** take this medication:

- if you can manage your asthma by occasionally using a rapid onset, short duration, inhaled beta₂-agonist or
- if you can manage your asthma by using ICS along with occasional use of a rapid onset, short duration, inhaled beta₂-agonist or
- for the relief of the sudden (acute) symptoms of asthma (i.e. as rescue therapy for the treatment of sudden episodes of bronchospasm)

How does ATECTURA BREEZHALER work?

ATECTURA BREEZHALER contains two medicinal ingredients:

- indacaterol – a long-acting beta₂ agonist (LABA)
- mometasone furoate – an inhaled corticosteroid (ICS)

Indacaterol belongs to a group of medicines called bronchodilators. They relax the muscles of the small airways in the lungs. This helps to open the airways and makes it easier for air to get in and out of the lungs. When it is taken regularly, it helps the small airways to remain open.

Mometasone furoate belongs to a group of medicines called corticosteroids, often simply called steroids. Corticosteroids reduce inflammation. They reduce the swelling and irritation in the small airways in the lungs and gradually ease breathing problems. Corticosteroids also help to prevent attacks of asthma.

What are the ingredients in ATECTURA BREEZHALER?

Medicinal ingredients: indacaterol (as acetate) and mometasone furoate

Non-medicinal ingredients: gelatin and lactose (as monohydrate)

ATECTURA BREEZHALER comes in the following dosage forms:

Capsules for oral inhalation: 150 mcg / 80 mcg, 150 mcg / 160 mcg and 150 mcg / 320 mcg indacaterol (as acetate) and mometasone furoate

Do not use ATECTURA BREEZHALER if:

- you are allergic to or have had an allergic reaction to:
 - indacaterol
 - mometasone furoate
 - any other ingredients in ATECTURA BREEZHALER
 - lactose or milk proteins

To help avoid side effects and ensure proper use, talk to your healthcare professional before you take ATECTURA BREEZHALER. Talk about any health conditions or problems you may have, including if you:

- have heart problems such as:
 - an irregular or fast heartbeat (arrhythmia)
 - sensations that your heart has skipped a beat or added an extra beat (palpitations)
 - your heart muscle does not get enough blood (myocardial ischemia)
 - chest pain (angina)
 - an abnormal electrical signal called “prolongation of the QT interval”
- are taking similar medicines for your lung disease
- have low or high blood pressure
- have thyroid gland problems or disease
- have problems with your adrenal glands
- have diabetes or high blood sugar
- have eye problems such as glaucoma, cataracts, blurry vision or other changes in vision
- have been taking other corticosteroids by mouth or by inhalation
- have a fungal infection (thrush) in your mouth or throat
- have or have ever had pulmonary tuberculosis
- have chronic or untreated infections:
 - bacterial infection
 - viral infection
 - fungal infection
 - parasitic infection
 - herpes simplex infection of the eye
- suffer from seizures or fits
- have low potassium levels in your blood
- have severe liver problems
- have acutely deteriorating asthma, which may be a life-threatening condition
- have a severe allergy to lactose or milk proteins

Other warnings you should know about:

General: When LABA medicines are used alone without an ICS, they increase the risk of hospitalization and death from asthma problems. ATECTURA BREEZHALER contains both a LABA and ICS. Studies showed that when a LABA and ICS are used together, there is not a significant increased risk in hospitalizations and death from asthma problems.

ATECTURA BREEZHALER does not relieve the sudden (acute) symptoms of asthma. You should always have a short-acting bronchodilator medicine (“rescue” inhaler) (such as salbutamol) with you to treat your sudden symptoms. If you do not have an inhaled, short acting bronchodilator, contact your doctor to have one prescribed for you. Use the medication as directed by your doctor.

Stop taking ATECTURA BREEZHALER and get medical help right away if you have any of the following:

- tightness of the chest, coughing, wheezing or feeling breathlessness immediately after inhaling ATECTURA BREEZHALER (signs of paradoxical bronchospasm).
- trouble breathing or swallowing, swelling of the tongue, lips or face, skin rash, itching and hives (signs of allergic reaction).

Do not stop taking ATECTURA BREEZHALER without talking to your doctor. You should talk to your doctor **right away** if:

- There is a change in your symptoms such as more coughing, attacks of wheezing, chest tightness, or an unusual increase in the severity of the breathlessness.
- You are using increasing amounts of your fast acting ‘reliever’ medicine.

These could be warning signs that your condition may be worsening.

Pregnancy: Tell your doctor if you are pregnant, think you may be pregnant or are planning to have a baby. Your doctor will discuss the potential risks of taking this medicine with you and whether you can use ATECTURA BREEZHALER.

Breast-feeding: It is not known whether the ingredients of ATECTURA BREEZHALER can pass into breast milk. If you are breast-feeding, check with your doctor before you take ATECTURA BREEZHALER.

Risk of Bone Fractures: When using medicines like ATECTURA BREEZHALER for long term treatment, you may be at risk of:

- breaking a bone
- osteoporosis (brittle bones)

Eye disorders: Medicines like ATECTURA BREEZHALER can cause eye disorders:

- Cataracts: clouding of the lens in the eye, blurry vision, eye pain
- Glaucoma: an increased pressure in your eyes, eye pain. Untreated, it may lead to permanent vision loss
- Central serous chorioretinopathy (CSCR): blurry vision or other changes in vision.

Contact your healthcare professional if you experience blurry vision or other vision problems. You should have regular eye exams.

Chicken pox and measles: You should avoid exposure to chicken pox and measles, and notify your doctor if are exposed. This is important if you are taking any corticosteroid and your immune system is not functioning well (if you have difficulty in fighting an infection).

Monitoring and Laboratory Tests: your doctor may monitor you and perform the tests to check your:

- potassium levels in your blood. Low levels of potassium have been seen in people taking beta-agonist therapies, which may increase your risk of heart arrhythmia.
- blood sugar levels. High blood glucose levels have been seen in people taking beta-agonist medicines. This is important if you are diabetic.

Slower growth in adolescents: All corticosteroids, especially when used for a long time, may possibly interfere with the usual growth pattern in children and adolescents. You may want to discuss this with your doctor.

Tell your healthcare professional about all the medicines you take, including any drugs, vitamins, minerals, natural supplements or alternative medicines.

The following may interact with ATECTURA BREEZHALER:

- medicines used in the treatment of depression (e.g. tricyclic antidepressants, monoamine oxidase inhibitors (MAOIs))
- any medicines that may be similar to ATECTURA BREEZHALER (contain similar ingredients) used to treat your lung disease. Using these together with ATECTURA BREEZHALER may increase the risk of experiencing possible side effects
- medicines that decrease the level of potassium in your blood. These include:
 - diuretics (also known as “water pills”) and are used to treat high blood pressure (e.g. hydrochlorothiazide)
 - other bronchodilators such as methylxantines used for breathing problems (e.g. theophylline) or steroids (e.g. prednisolone)
- beta blockers used to treat high blood pressure or other heart problems (e.g. propranolol) or to treat glaucoma (e.g. timolol)
- medicine used to treat fungal infections (e.g., ketoconazole or itraconazole)
- medicine used to treat HIV infection (e.g., ritonavir, nelfinavir or cobicistat)
- medicines that prolong your QT interval (your hearts electrical signal)

How to take ATECTURA BREEZHALER:

Important:

- **The capsules are for oral inhalation only. DO NOT SWALLOW.**
- ATECTURA BREEZHALER does not relieve sudden symptoms of asthma. Always have a rescue inhaler with you to treat sudden symptoms. If you do not have a rescue inhaler, call your doctor to have one prescribed for you
- Always use this medicine exactly as your doctor has told you. Do not stop using it unless your doctor tells you to.
- It is important that you continue to take ATECTURA BREEZHALER regularly even if you feel fine and do not have any symptoms
- If your asthma is not getting better or it gets worse after you have started using ATECTURA BREEZHALER, talk to your doctor.

There are 3 doses of ATECTURA BREEZHALER:

- 150 mcg / 80 mcg
- 150 mcg / 160 mcg

- 150 mcg / 320 mcg

Your doctor will decide which dose is right for you.

Usual dose:

Adults and Adolescents 12 years of age and older: Inhale the contents of 1 capsule once a day at about the same time each day. Rinse your mouth with water after each dose. **Do not** swallow the water.

Instructions for Use:

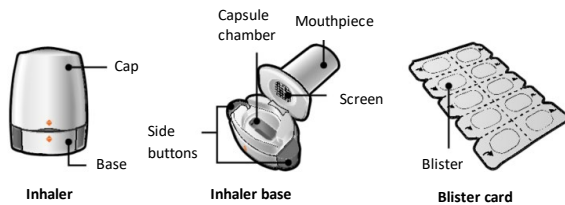
This part of the leaflet explains how to use and care for your ATECTURA BREEZHALER inhaler. Please read carefully and follow these instructions.

Please read the full **Instructions for Use** before using the ATECTURA BREEZHALER.


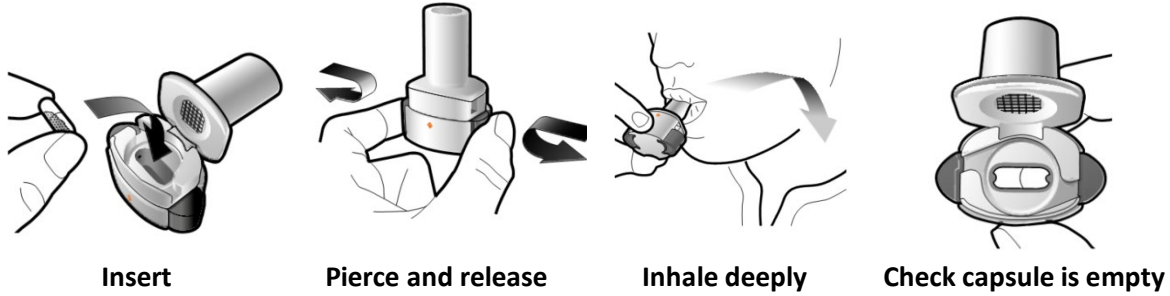
If you have any questions, ask your doctor or pharmacist.




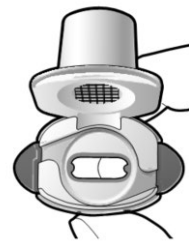
Your ATECTURA BREEZHALER Inhaler pack contains:

- 1 inhaler device
- Blister cards containing the ATECTURA BREEZHALER capsules to be used in the inhaler



Steps:



| | | | |
|---|--|--|---|
|  <p>Step 1a: Pull off cap</p> |  <p>Step 2a: Pierce capsule once</p> <p>Hold the inhaler upright.</p> <p>Pierce capsule by firmly pressing both side buttons at the same time.</p> |  <p>Step 3a: Breathe out fully</p> <p><u>Do not blow into the inhaler.</u></p> |  <p>Check capsule is empty</p> <p>Open the inhaler to see if any powder is left in the capsule.</p> <p>If there is powder left in the capsule:</p> <ul style="list-style-type: none">• Close the inhaler.• Repeat steps 3a to 3d. |
|---|--|--|---|



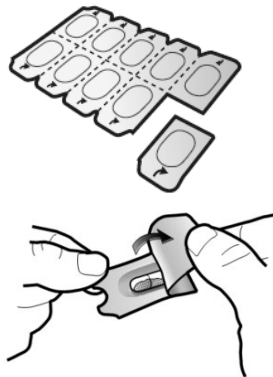
Step 1b:
Open inhaler

You should hear a noise as the capsule is pierced.

Only pierce the capsule once.



Step 2b:
Release side buttons



Step 1c:
Remove capsule

Separate one of the blisters from the blister card.

Peel open the blister and remove the capsule.

Do not push the capsule through the foil.

Do not swallow the capsule.



Step 3b:
Inhale medicine deeply

Hold the inhaler as shown in the picture.

Place the mouthpiece in your mouth and close your lips firmly around it.

Do not press the side buttons.

Breathe in quickly and as deeply as you can.

During inhalation you will hear a whirring noise.

You may taste the medicine as you inhale.



Step 3c:
Hold breath

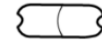
Hold your breath for up to 5 seconds.

Step 3d :
Rinse mouth

Rinse your mouth with



Powder remaining



Empty



Remove empty capsule

Put the empty capsule in your household waste.

Close the inhaler and replace the cap.



Step 1d:
Insert capsule

Never place a capsule directly into the mouthpiece.



Step 1e:
Close inhaler

water after each dose and spit it out.

Important Information

- ATECTURA BREEZHALER capsules must always be stored in the blister card and only removed immediately before use.
- Do not push the capsule through the foil to remove it from the blister.
- Do not swallow the capsule.
- Do not use the ATECTURA BREEZHALER capsules with any other inhaler.
- Do not use the ATECTURA BREEZHALER inhaler to take any other capsule medicine.
- Never place the capsule into your mouth or the mouthpiece of the inhaler.
- Do not press the side buttons more than once.
- Do not blow into the mouthpiece.
- Do not press the side buttons while inhaling through the mouthpiece.
- Do not handle capsules with wet hands.
- Never wash your inhaler with water.

| | |
|--|---|
| <p>Frequently Asked Questions</p> <p>Why didn't the inhaler make a noise when I inhaled? The capsule may be stuck in the capsule chamber. If this happens, carefully loosen the capsule by tapping the base of the inhaler. Inhale the medicine again by repeating steps 3a to 3d.</p> <p>What should I do if there is powder left inside the capsule? You have not received enough of your medicine. Close the inhaler and repeat steps 3a to 3d.</p> <p>I coughed after inhaling – does this matter? This may happen. As long as the capsule is empty you have received enough of your medicine.</p> <p>I felt small pieces of the capsule on my tongue – does this matter? This can happen. It is not harmful. The chances of the capsule breaking into small pieces will be increased if the capsule is pierced more than once.</p> | <p>Cleaning the inhaler</p> <p>Wipe the mouthpiece inside and outside with a clean, dry, lint-free cloth to remove any powder residue. Keep the inhaler dry. Never wash your inhaler with water.</p> <hr/> <p>Disposing of the inhaler after use</p> <p>Each inhaler should be disposed of after all capsules have been used. Ask your pharmacist how to dispose of medicines and inhalers that are no longer required.</p> |
|--|---|

Overdose:

If you think you, or a person you are caring for, have taken too much ATECTURA BREEZHALER, contact a healthcare professional, hospital emergency department, or regional poison control centre immediately, even if there are no symptoms.

Symptoms of an overdose include:

- fast heart rate
- feeling shaky
- sensations that your heart has skipped a beat or added an extra beat
- an irregular or fast heartbeat
- headache
- nausea
- vomiting
- feeling drowsy

Missed Dose:

If you forget to inhale a dose, inhale the dose as soon as possible. Then inhale the next dose at the usual time. Do not inhale two doses on the same day.

What are possible side effects from using ATECTURA BREEZHALER?

These are not all the possible side effects you may have when taking ATECTURA BREEZHALER. If you experience any side effects not listed here, tell your healthcare professional.

Side effects may include:

- headache
- sore throat or pain and irritation in the back of the mouth and throat
- hoarseness and changes to your voice
- muscle, bone and joint pain
- muscle spasms
- itching of the skin
- rash

| Serious side effects and what to do about them | | | |
|---|--------------------------------------|--------------|---|
| Symptom / effect | Talk to your healthcare professional | | Stop taking drug and get immediate medical help |
| | Only if severe | In all cases | |
| COMMON Allergic Reaction: difficulty swallowing or breathing, wheezing; drop in blood pressure; feeling sick to your stomach and throwing up; hives or rash; swelling of the face, lips, tongue or throat. | | | X |
| UNCOMMON Angioedema: Swelling mainly of the tongue, lips, face and throat | | | X |
| Thrush (yeast infection): white patches in the mouth and tongue, sore throat | | X | |
| Hyperglycemia (high blood sugar): increased thirst, frequent urination, dry skin, headache, blurred vision and fatigue | | X | |
| Fast heart beat | | X | |
| UNKNOWN Paradoxical Bronchospasm (worsening of symptoms related to breathing): Tightness of the chest associated with coughing, sudden worsening of shortness of breath and wheezing right after | | | X |

| | | | |
|------------------------------|--|--|--|
| inhaling ATECTURA BREEZHALER | | | |
|------------------------------|--|--|--|

If you have a troublesome symptom or side effect that is not listed here or becomes bad enough to interfere with your daily activities, tell your healthcare professional.

Reporting Side Effects

You can report any suspected side effects associated with the use of health products to Health Canada by:

- Visiting the Web page on Adverse Reaction Reporting (<https://www.canada.ca/en/health-canada/services/drugs-health-products/medeffect-canada/adverse-reaction-reporting.html>) for information on how to report online, by mail or by fax; or
- Calling toll-free at 1-866-234-2345.

NOTE: Contact your health professional if you need information about how to manage your side effects. The Canada Vigilance Program does not provide medical advice.

Storage:

- Keep this medicine out of the sight and reach of children.
- At room temperature (15-30°C) in the original package to protect from moisture and light. Remove capsules from the package only when ready to use.
- Do not use after the expiry date shown on the box.

If you want more information about ATECTURA BREEZHALER:

- Talk to your healthcare professional
- Find the full product monograph that is prepared for healthcare professionals and includes this Patient Medication Information by visiting the Health Canada website: (<https://www.canada.ca/en/health-canada/services/drugs-health-products/drug-products/drug-product-database.html>); the manufacturer's website www.novartis.ca, the distributor's website www.valeopharma.com or by calling 1-855-694-0151.

This leaflet was prepared by Novartis Pharmaceuticals Canada Inc.

Last Revised Nov-12-2021

Novartis Version: Apr-21-2023

ATECTURA and BREEZHALER are registered trademarks.